

(Online) ISSN 2424-6034

2016 LITHUANIAN PARLIAMENTARY ELECTIONS: IMPLICIT AND EXPLICIT ATTITUDES OF YOUNG ADULTS TOWARD THE POLITICAL PARTIES

TOMAS MACEINA, GINTAUTAS VALICKAS

Our study is directed toward the examination of attitudinal grounds of political decision-making among young (≤ 24 years old) Lithuanian voters in the national parliamentary elections. The focus is on their attitudes regarding politically specific evaluative dimensions (competence, honesty and leadership). To estimate the prognostic values of explicit/implicit attitudes toward different Lithuanian political parties, we asked participants to fill out a questionnaire and to perform three sets of ST-IATs respectively. Due to the low voting diversity among participants, an elaborate data analysis could only be conducted regarding two Lithuanian parties: the Liberal Movement (LRLS) and Homeland Union – Lithuanian Christian Democrats (TS-LKD). The results of our study suggest that explicit attitudes are more important than implicit attitudes in predicting voting behavior. We found that positive explicit and positive implicit attitudes toward the LRLS competence and leadership, respectively, predicted the decision to vote for this party (reference group: non-voters). On the same note, our findings suggest that positive explicit and implicit attitudes toward the TS-LKD honesty predicted the decision to vote for this party (reference group: non-voters). Positive

Tomas Maceina – Ph.D. student of psychology at the Department of General Psychology, Faculty of Philosophy, Vilnius University (email: tomas.maceina@fsf.vu.lt).

Gintautas Valickas – professor of psychology at the Department of General Psychology, Faculty of Philosophy, Vilnius University (email: gintautas.valickas@fsf.vu.lt).

© Tomas Maceina, Gintautas Valickas, 2017

Straipsnis įteiktas redakcijai 2017 m. rugsėjo 3 d.

Straipsnis pasirašytas spaudai 2017 m. lapkričio 10 d.

implicit attitudes toward the party's competence also predicted this decision. Finally, we found that political sophistication was an important factor by only considering explicit attitudes toward TS-LKD. Namely, the increase of explicit attitudes' prognostic power on the decision to vote for TS-LKD was associated with the decrease of voters' political sophistication (reference group: non-voters).

Introduction

Lithuania has one of the lowest voting turnouts in national parliamentary elections over the last two decades (e.g., in 2004, the overall voting turnout was 46.08%, in 2008 – 48.95%, in 2012 – 52.93% and in 2016 – 50.64%) compared to other European Union countries.¹ The situation is even worse among young (≤ 24 years old) voters with the overall voting turnout of 18.9% in 2012 and 30.5% in 2016. Such an unpromising record of turnout history in Lithuania is one of the key aspects stimulating research on factors that predict voting behavior. This research trajectory is aptly elaborated by Lithuanian researchers² as well as those from other countries.³ Amongst other important factors, the following appear to be studied the most: socio-demographic characteristics, political sophistication, partisanship, values and attitudes. The purpose of the current study is to examine the association between young adults' voting choice and their attitudes toward Lithuanian political parties as a marker of sociopolitical information processing. It stands as a natural continuation of research

¹ Eurostat, "Voter Turnout in National and EU Parliamentary Elections," 2016, <<http://ec.europa.eu/eurostat/tgm/table.do?tab=table&plugin=1&language=en&pcode=tsdgo310>>, 2017 04 25.

² Žiliukaitė R., „Kas Lietuvoje (ne)balsuoja? Dalyvavimo rinkimuose veiksniai“, Ramonaitė A. (ed.), *Kaip renkasi Lietuvos rinkėjai? Idėjos, interesai ir įvaizdžiai politikoje*, Vilnius: Vilniaus universiteto leidykla, 2014, pp. 65–88; Ramonaitė A., „Ar Lietuvos rinkėjas prognozuojamas?“, Ramonaitė A. (ed.), *Kaip renkasi Lietuvos rinkėjai? Idėjos, interesai ir įvaizdžiai politikoje*, Vilnius: Vilniaus universiteto leidykla, 2014, pp. 261–278.

³ Bühlmann M., Freitag M., "Individual and Contextual Determinants of Electoral Participation," *Swiss Political Science Review* 12 (4), 2006, pp. 13–47.

on attitudinal grounds of political decision-making of Lithuanian voters in the national parliamentary elections.⁴ From the political science point of view, attitudes are usually investigated as directed toward values and (or) value orientations regarding political stance, past and various global issues revolving around political campaigns. For example, Ainė Ramonaitė and Mažvydas Jastramskis⁵ found that attitudinal dimension explaining the *Soviet past* was the most powerful predictor of voting behavior in the 2012 Lithuanian parliamentary elections. Other attitudinal dimensions, such as the *liberal-conservative* and *economic left-right*, had little to no explanatory power due to the low cohesion between attitudes within dimensions. These results pose a natural need to search and explore other attitudinal dimensions that would reflect the cognitive map of the typical Lithuanian voter more accurately. Recently, there have been attempts to undertake this task. For example, by applying the Q-sort method, Ieva Petronytė⁶ extracted three novel attitudinal dimensions, i.e.: *free expression* („laisvos saviraiškos pasakojimas“), *firm management* („tvirtos rankos perspektyva“) and traditional morality („tradicinės moralės perspektyva“). These and other similar studies treat attitudes as cognitive structures, directed toward values and (or) value orientations, disregarding attitudes that are directed toward political parties' or their members' characteristics. To the best of our knowledge, the latter approach to attitudes has not been studied extensively. Another

⁴ Ramonaitė A., Jastramskis M., „Vertybės ir įsitikinimų struktūros“, Ramonaitė A. (ed.), *Kaip renkasi Lietuvos rinkėjai? Idėjos, interesai ir įvaizdžiai politikoje*, Vilnius: Vilniaus universiteto leidykla, 2014, pp. 126–144; Ramonaitė A., Žiliukaitė R., „Explaining Partisan Loyalties in Lithuania,” *Lithuanian Political Science Yearbook 2008*, Vilnius: Institute of International Relations and Political Science, Vilnius University, pp. 11–31; Petronytė I., „Ideologinės visuomenės politinių nuostatų mozaikos Lietuvoje“, *Politologija* 4 (72), 2013, pp. 156–196; Ramonaitė A., „Kas ilgisi sovietmečio? Ekonominio statuso, socialinės aplinkos ir vertybinių nuostatų įtaka sovietinei – antisovietinei skirčiai Lietuvoje“, *Sociologija: mintis ir veiksmas* 2 (33), 2013, pp. 265–285.

⁵ Ramonaitė, Jastramskis, 2014.

⁶ Petronytė, 2013.

limitation of all studies in the context of Lithuanian research on attitudes is methodological in nature. The main concern is exclusively an explicit measurement of attitudes applying self-report methods, such as interviews and questionnaires, which induce analytic information processing. Comprehensive empirical evidence in cognitive as well as social psychology suggests that a person can operate with two types of attitudes, i.e.: 1) Explicit attitudes that are formed and activated deliberately under the operation of analytic information processing; 2) Implicit attitudes that are formed and activated involuntarily under the operation of intuitive information processing.⁷ It is important to note that dual attitudes toward the same phenomenon are not necessarily the same in valence and (or) strength. For example, one can implicitly hold strong negative attitudes but explicitly express weak positive attitudes toward the left-wing parties. While this dichotomous conceptualization of attitudes has not been applied to the context of Lithuanian research on voters' behavior, the last decade marks its extensive application among foreign researchers. The current study is the first attempt to investigate explicit *and* implicit attitudes and their predictive power to vote for political parties in the Lithuanian parliamentary elections in the context of Lithuanian research on voters' behavior. The focus is on the youngest age group of the Lithuanian electorate, because it is known that these people are most susceptible to political attitude change during their early adult years and susceptibility drops off immediately thereafter.⁸ Thus, the results of our study would be of practical importance regarding efforts to shape attitudes of young non-voters.

⁷ Wilson T. D., Lindsey S., Schooler T. Y., "A Model of Dual Attitudes," *Psychological Review* 107 (1), 2000, pp.101–126; Rydell R. J., McConnell A. R., "Understanding Implicit and Explicit Attitude Change: A Systems of Reasoning Analysis," *Journal of Personality and Social Psychology* 91 (6), 2006, pp. 995–1008; Rydell R. J., McConnell A. R., Mackie D. M., Strain L. M., "Of Two Minds: Forming and Changing Valence Inconsistent Implicit and Explicit Attitudes," *Psychological Science* 17 (11), 2006, pp. 954–958.

⁸ Krosnick J. A., Alwin D. F., "Aging and Susceptibility to Attitude Change," *Journal of Personality and Social Psychology* 57, 1989, pp. 416–425.

The following sections of the introduction are devoted to present and discuss research on explicit and implicit attitudes outside the context of Lithuanian research, elaborating on three important aspects: 1) A general concept of dual attitudes and its relationship with political behavior; 2) The relationship between dual attitudes and political sophistication; 3) A brief introduction to the method designed to measure implicit attitudes.

Dual Attitudes and Political Behavior

Most recent models of political cognition⁹ suggest its dual nature, namely, the way it operates with the help of explicit (conscious, slow, effortful) as well as implicit (often unconscious, fast, effortless) cognitive processes. In fact, authors of different dual-process theories agree on the fact that the operation of human cognition is based on two types of information processing, i.e., analytical (explicit) and intuitive (implicit).¹⁰ There is a great deal of evidence supporting the idea that intuitive information processing triggers implicit learning and subsequently forms implicit knowledge and implicit attitudes,¹¹ whereas analytic information processing triggers explicit learning and forms explicit knowledge and explicit attitudes.¹² Thus, most

⁹ Kim S., Taber C. S., Lodge M., "A Computational Model of the Citizen as Motivated Reasoner: Modeling the Dynamics of the 2000 Presidential Election," *Political Behavior* 32 (1), 2010, pp. 1–28; Erisen C., Lodge M., Taber C. S., "Affective Contagion in Effortful Political Thinking," *Political Psychology* 35 (2), 2014, pp. 187–206.

¹⁰ Kahneman D. A., "Perspective on Judgment and Choice, Mapping Bounded Rationality," *American Psychologist* 58 (9), 2003, pp. 697–720; Strack F., Deutsch R., "Reflective and Impulsive Determinants of Social Behavior," *Personality and Social Psychology Review* 8 (3), 2004, pp. 220–247; Evans J. St. B. T., Stanovich K. E., „Dual-Process Theories of Higher Cognition: Advancing the Debate," *Perspectives on Psychological Science* 8 (3), 2013, pp. 223–241.

¹¹ Evans J. St. B. T., „Dual-Processing Accounts of Reasoning, Judgment, and Social Cognition," *Annual Review of Psychology* 59, 2008, pp. 255–278.

¹² Gawronski B., Bodenhausen G. V., "The Associative-Propositional Evaluation Model: Theory, Evidence, and Open Questions," Zanna M. P., Olson J. M. (eds.), *Advances in Experimental Social Psychology*, San Diego, CA: Academic Press, 2011, pp. 59–125.

recent attempts to measure analytical and intuitive information processing in the field of political psychology have focused exclusively on explicit and implicit attitudes, respectively. This is only natural, because voting cannot be operationalized in terms of rightness and is usually based on subjective values and attitudes toward certain political parties or political candidates. In other fields, (e.g., medicine, economics or in court of justice), however, the measurement of dual information processing is more likely to be based on the rightness of made decisions, because subjective evaluations have little to no importance.

Political behavior in general and voting in particular are often seen as actions requiring deliberation and analytic reasoning. Therefore, the significance of implicit measures in this field was deemed rather low. However, recent findings suggest the additive, predictive importance of explicit as well as implicit measures, explaining political behavior.¹³ Explicit attitudes are typically measured with self-report questionnaires. In turn, implicit attitudes can be measured with various subliminal and sequential priming methods (e.g., the Implicit Association Test, Go/No-Go Association Test, Affect Misattribution Procedure).¹⁴ One of the most widely used methods in measuring implicit attitudes is the Implicit Association Test (IAT). In their meta-

¹³ Karpinski A., Steinman R. B., Hilton J. L., "Attitude Importance as a Moderator of the Relationship between Implicit and Explicit Attitude Measures," *Personality and Social Psychology Bulletin* 31 (7), 2005, pp. 949–962; Friese M., Bluemke M., Wänke M., "Predicting Voting Behavior with Implicit Attitude Measures: The 2002 German Parliamentary Election," *Experimental Psychology* 54 (4), 2007, pp. 247–255; Arcuri L. et al., "Predicting the Vote: Implicit Attitudes as Predictors of the Future Behavior of Decided and Undecided Voters," *Political Psychology* 29 (3), 2008, pp. 369–387; Roccato M., Zogmaister C., "Predicting the Vote through Implicit and Explicit Attitudes: A Field Research," *Political Psychology* 31 (2), 2010, pp. 249–274; Friese M. et al., "Do Implicit Attitudes Predict Actual Voting Behavior Particularly for Undecided Voters?" *PLoS ONE* 7 (8), 2012, e44130.

¹⁴ Glaser J., Finn C., "How and Why Implicit Attitudes Should Affect Voting," *PS: Political Science and Politics* 46 (3), 2013, pp. 537–544.

analysis, Greenwald and colleagues¹⁵ found that the IATs perform particularly well for the prediction of political behavior. For example, Malte Friese, Matthias Bluemke and Michaela Wänke¹⁶ found that implicit attitudes improved the predictive power to vote in the 2002 German parliamentary elections when added to explicit measures. Luciano Arcuri and colleagues¹⁷ got similar results showing a significant predictive validity of implicit attitudes among both decided and undecided voters in the 2005 Italian local election in the Veneto region. Considering only the decided voters, the tendencies are clear-cut: explicit measures predict voting behavior better than implicit attitudes.¹⁸ Taken together, most of the evidence suggest that explicit attitudes explain a greater part of a variance in voting behavior.¹⁹

However, all these studies have one important limitation: explicit and implicit attitudes are measured as directed toward parties and their members in general, without specifying particular characteristics of interest. Therefore, results are very broad, in a sense that it is not possible to point out which characteristics of the parties or their members are important to voters. The current study is focused on explicit and implicit attitudes regarding three evaluative dimensions, i.e., competence, honesty and leadership. These evaluative dimensions were chosen due to the following reasons. First of all, it is agreed that the quality of a politician or a political party can be defined on the basis of its competence and honesty²⁰. Secondly, leadership remains

¹⁵ Greenwald A. G. et al., "Understanding and Using the Implicit Association Test: III. Meta-Analysis of Predictive Validity," *Journal of Personality and Social Psychology* 97 (1), 2009, pp. 17–41.

¹⁶ Friese, Bluemke, Wänke, 2007.

¹⁷ Arcuri et al., 2008.

¹⁸ Galdi S., Arcuri L., Gawronski B., "Automatic Mental Associations Predict Future Choices of Undecided Decision-Makers," *Science* 321 (5892), 2008, pp. 1100–1102; Friese et al., 2012.

¹⁹ Friese et al., 2012; Arcuri et al., 2008; Rocco, Zogmaister, 2010.

²⁰ Besley T., "Political Selection," *Journal of Economic Perspectives* 19 (3), 2005, pp. 43–60; Caselli F., Morelli M., "Bad Politicians," *Journal of Public Economics* 88, 2004, pp. 759–782.

one of the most established topics in the field of research regarding candidates' preference²¹ and (or) liking.²²

Dual Attitudes and Political Sophistication

Political sophistication is a composite concept that draws on the general concept of *expertise*. Overtime, there were many attempts to conceptualize political sophistication,²³ all of which describe the same variable, i.e., the quantity and organization of a person's political cognitions,²⁴ resulting in in-depth political knowledge.

Expertise in a field of medicine or law is closely related to the occupational experience, as building knowledge in these domains requires systematic practice. In a case of a citizen's political expertise, it is more sensible to measure political interest,²⁵ because it provokes systematic exposure to political information. Scarce evidence on dual attitudes and political sophistication²⁶ suggests that the use

²¹ Shamir B., "Ideological Position, Leaders' Charisma, and Voting Preferences: Personal vs. Partisan Elections," *Political Behavior* 16 (2), 1994, pp. 265–287; Popa A. B. et al., "What is the Role of Perceived Leadership Capacity in Presidential Politics," *Journal of Leadership Studies* 5 (3), 2011, pp. 25–39.

²² Kavaliauskaitė J., „Asmenybės ar vertybės? Lietuvos partijų lyderiai rinkėjų akimis ir politikos personalizacijos ribos“, *Politologija* 1 (73), 2014, pp. 129–178; Kavaliauskaitė J., „Simpatijų politiniams lyderiams galvosūkis: ar svarbios asmeninės politikų savybės?“ Ramonaitė A. (ed.), *Kaip renkasi Lietuvos rinkėjai? Idėjos, interesai ir įvaizdžiai politikoje*, Vilnius: Vilniaus universiteto leidykla, 2014, pp. 179–200.

²³ Fiske S. T., Kinder D. R., Larter W. M., "The Novice and the Expert: Knowledge-Based Strategies in Political Cognition," *Journal of Experimental Social Psychology* 19 (4), 1983, pp. 381–400; Neumann W. R., *The Paradox of Mass Politics: Knowledge and Opinion in the American Electorate*, London: Harvard University Press, 1986; Luskin R., "Measuring Political Sophistication," *American Journal of Political Science* 31 (4), 1987, pp. 856–899; Zaller J., *The Nature and Origins of Mass Opinion*, Cambridge: Cambridge University Press, 1992.

²⁴ Luskin R., "Explaining Political Sophistication," *Political Behavior* 12 (4), 1990, pp. 331–361.

²⁵ Fiske, Kinder, Larter, 1983; Neumann, 1986.

²⁶ Taber C. S., Steenbergen M. R., "Computational Experiments in Electoral Behavior," Lodge M., McGraw K. M. (eds.), *Political Judgment: Structure and Process*, Ann Arbor: University of Michigan Press, 1995, pp. 141–178.

of complex decision rules predict the voting choice of sophisticated subjects better compared to the choices of unsophisticated subjects. Thus, it can be hypothesized that explicit attitudes (the activation of analytic information processing) predict the voting choices of highly sophisticated subjects better compared to low sophisticates. Charles Taber and Marco Steenbergen²⁷ also found that simple decision rules predict voting choices equally well for sophisticated and unsophisticated subjects. From a standpoint of dual-process theories of higher cognition, it appears as a natural tendency, because the simplest decision-making rules (e.g., heuristics) are schematic structures, developed through the systematic repetition of certain information in an analytic fashion. Building on that, it can be hypothesized that implicit attitudes (the activation of intuitive information processing) predict the voting choices of high and low sophisticates equally well. These questions still remain open within literature; therefore, our study is aimed to fill this gap.

Measuring Implicit Attitudes: The Single-Target Implicit Association Test

The IAT is a reliable, valid and flexible tool to assess implicit attitudes.²⁸ The IAT is designed to measure the strength of associations between a dichotomous target concept (e.g., men vs. women) and its evaluations (e.g., good, bad). It is achieved by asking participants to sort various stimuli related to the target concept into evaluative categories as quickly and accurately as possible by pressing different keys. Although the IAT has a fairly high reliability (Cronbach's

²⁷ *Ibid.*

²⁸ Nosek B. A., Greenwald A. G., Banaji M. R., "The Implicit Association Test at Age 7: A Methodological and Conceptual Review," Bargh J. A. (ed.), *Social Psychology and the Unconscious: The Automaticity of Higher Mental Processes*, New York: Psychology Press, 2006, pp. 265–292.

α values range from 0.7 to 0.9),²⁹ the data must be interpreted with caution, as it is not absolute and only reflects a relative comparison between two target categories (e.g., men vs. women, black people vs. white people etc.).³⁰ This shortcoming is important when dealing with implicit measures in a political domain. For example, the evaluation of multiple target concepts in using IAT would require numerous pairwise comparisons. As Bluemke and Friese³¹ stated, the evaluation of Germany's complex political structure would need to compare liberals to conservatives, social-democrats, socialists and environmentalists at the same time. This can be applied to Lithuania's multi-party parliamentary system as well. Daniel Wigboldus, Rob Holland and Ad van Knippenberg³² offered a solution to this problem by removing one of the target categories and keeping two attribute categories, thus creating a Single-Target Implicit Association Test (ST-IAT) variant, which diminishes the arbitrary influence of the contrast concept. Compared to the IAT, the psychometric characteristics of ST-IAT have been studied only fragmentary. Nevertheless, available evidence suggests it has fairly good reliability (Cronbach's $\alpha = 0.72$), convergent validity ($r = 0.34\text{--}0.43$) and prognostic validity.³³ The removal of contrast target category in ST-IAT opens up

²⁹ Gawronski B., De Houwer J., "Implicit Measures in Social and Personality Psychology," Reis H. T., Judd C. M. (eds.), *Handbook of Research Methods in Social and Personality Psychology*, New York: Cambridge University Press, 2014, pp. 283–310.

³⁰ Nosek B. A., Greenwald A. G., Banaji M. R., "Understanding and Using the Implicit Association Test: II. Method Variables and Construct Validity," *Personality and Social Psychology Bulletin* 31 (2), 2005, pp. 166–180.

³¹ Bluemke M., Friese M., "Reliability and Validity of the Single-Target IAT (ST-IAT): Assessing Automatic Affect Toward Multiple Attitude Objects," *European Journal of Social Psychology* 38 (6), 2008, pp. 977–997.

³² Wigboldus D. H. J., Holland R. W., van Knippenberg A., "Single Target Implicit Associations," unpublished manuscript, 2004.

³³ Bluemke, Friese, 2008; Richetin J. et al., "The Moderator Role of Intuitive vs. Deliberative Decision Making for the Predictive Validity of Implicit and Explicit Measures," *European Journal of Personality* 21 (4), 2007, pp. 529–546; Rocco, Zogmaister, 2010.

new prospects to measure implicit attitudes toward one desired target *across several specific* dimensions instead of an *abstract dichotomous* (positive/negative) dimension.³⁴ All the more so, Bluemke and Friese's (2008)³⁵ study has shown that serial position effects do not affect the ST-IAT when several target objects are evaluated in succession. To the best of our knowledge, no study to date has tried to undertake this task.

* * *

Considering all of the above, the aim of this study is (1) to examine young adults' implicit and explicit attitudes toward the Lithuanian political parties across three evaluative dimensions (i.e., competence, honesty and leadership) by controlling for political sophistication as an expertise marker and (2) to estimate the prognostic values of these attitudes with regard to voting for the Lithuanian political parties on the 2016 Lithuanian parliamentary elections.

1. Methods

Participants. During the period from 16 September 2016 to 8 October 2016, 91 (23.6% males, 76.4% females) students of Vilnius University participated in this study ($M_{\text{age}} = 20.9$ years, $SD = 2.22$). It is important to note that the sample is biased toward an educated, urban electorate. This bias seems to be inevitable, because according to The Lithuanian Department of Statistics, over 90% of young (from 18 to 24 years old) adults are educated (i.e., have acquired secondary or higher education). This social group, amongst young adults, usually favors right-wing parties, e.g., the Liberal Movement or the Homeland Union – Lithuanian Christian Democrats. Therefore, we expect the sample to be biased toward these political parties as well.

³⁴ Time spent for numerous pairwise comparisons can be traded-off for an in-depth evaluation of one target across several specific evaluative dimensions.

³⁵ Bluemke, Friese, 2008.

Procedure. At first, participants answered four questions that measured their *political interest* and six questions about the structure and procedures being carried out in the Lithuanian parliament, which measured *political knowledge* (for the questionnaire, see Appendix No. 1). Together, these measures indicated participants' level of political sophistication.³⁶ Later on, participants were asked to complete another questionnaire and evaluate six major Lithuanian political parties³⁷ in regards to their *competence*, *honesty* and *leadership* on a 7-point scale ranging from "1 = poor fit" to "7 = excellent fit," which measured their explicit attitudes toward the political parties across these three evaluative dimensions (for the questionnaire, see Appendix No. 2). After this task, participants completed three sets of six ST-IATs (one set for one evaluative dimension). An example of one set of six consecutive ST-IATs, together with category assignment and stimulus proportions across the task, is presented in Table No. 1.

In each ST-IAT set participants started with a practice block of 12 trials, in which they had to discriminate between positive and negative words (e.g., in a set of ST-IATs measuring implicit attitudes toward the political parties' leadership, words were associated with positive and negative leader attributes). Training trials are intended to make sure that participants clearly understand and are able to discriminate words with different valence. An example of one training trial is presented in Figure No. 1.

³⁶ Each of the four questions that measured political interest had an equivalent weight (i.e., a one-fourth) on the variable's estimate (it ranged from 0 to 0.5). In turn, each of the six questions that measured political knowledge also had an equivalent weight (i.e., a one-sixth) on the variable's estimate (it also ranged from 0 to 0.5). An estimate of political sophistication (it ranged from 0 to 1) was derived by adding the estimates of political interest and knowledge.

³⁷ In total, there were 14 candidate political parties participating in the Lithuanian parliamentary elections of 2016. According to the results of the Lithuanian parliamentary elections from 2012 and the ratings of the second half of the year 2016, only six political parties exceeded the 5% limit of the total votes cast to be eligible for a seat.

Table No. 1. Category assignment and stimulus proportions across blocks on one set of six consecutive ST-IATs for an exemplary participant.

Block	Task description	Left-key response	Right-key response	Number of trials		
				Positive	Negative	Party
1	Training trials	Positive words	Negative words	6	6	–
2	Initial block	Positive + LSDP	Negative	9	12	9
3	Reversed block	Positive	Negative + LSPD	12	9	9
4	Initial block	Positive + TS-LKD	Negative	9	12	9
5	Reversed block	Positive	Negative + TS-LKD	12	9	9
6	Initial block	Positive + TT	Negative	9	12	9
7	Reversed block	Positive	Negative + TT	12	9	9
8	Initial block	Positive + LVZS	Negative	9	12	9
9	Reversed block	Positive	Negative + LVZS	12	9	9
10	Initial block	Positive + LRLS	Negative	9	12	9
11	Reversed block	Positive	Negative + LRLS	12	9	9
12	Initial block	Positive + DP	Negative	9	12	9
13	Reversed block	Positive	Negative + DP	12	9	9

Abbreviations: LSDP – the Social Democratic Party of Lithuania, TS-LKD – the Homeland Union – Lithuanian Christian Democrats, TT – Order and Justice, LVZS – the Lithuanian Farmers and Greens Union, LRLS – the Liberal Movement, DP – the Labor Party.




Figure No. 1. An example of one training trial in a set of ST-IATs designed to measure attitudes toward the competence of political parties (Note: correct responses on the trial require one to press the left “E” key).

Afterward, participants completed one block of 30 trials in which positive attributes and stimuli representing target political party were assigned to the left-key (i.e. “E”) and negative attributes to the right key (i.e., “I”). In the third block, this combination was reversed. An example of single trials in initial and reversed blocks are presented in Figure No. 2. It is known that stimuli categorization becomes faster and more accurate when one and the same key is pressed by grouping two cognitively closely related phenomena. Thus, a faster and more accurate categorization of stimuli in the second/third

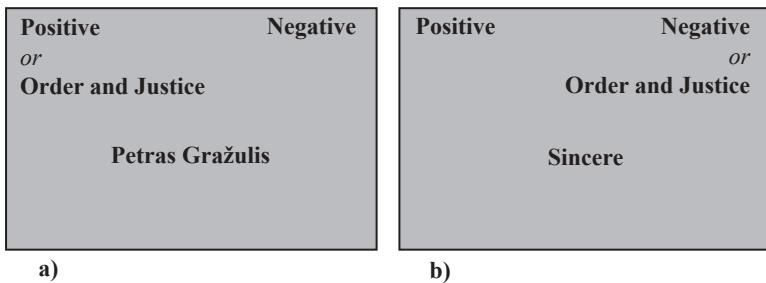


Figure No. 2. An example of trials in (a) initial and (b) reversed blocks (Note: correct responses on both trials requires to press left “E” key).

block respectively show positive/negative attitudes toward the target political party.

Procedure was repeated with all six political parties summing up to 13 blocks in total. Both evaluative categories were represented by six words (for the list of all evaluative words used in ST-IATs, see Appendices, Table 1a), while political parties were represented by two pictures³⁸ (party emblem and the picture of the chairman) and one text stimuli (name of first vice chairman/chairwoman) (for pictorial and text stimuli representing political parties, see Appendix 2). Each stimulus was presented at least three times, adding up to 30 trials per one block. Target stimuli, coupled and uncoupled evaluative stimuli occurred in a ratio of 9:9:12 trials, leading to a proportion of left-hand and right-hand responses of 4:3 in one and 3:4 in the other combined block.

ST-IATs were administered using the *Inquisit 5 Lab* software. Each of the three ST-IAT sets as well as six consecutive ST-IATs in one set were presented in individually randomized order.

Finally, participants were asked to answer a question “*Whom will you vote for in the Lithuanian parliamentary elections on 9 October 2016?*”, which measured voting intention. After the parliamentary elections we contacted all participants and got information about their actual vote choice. Study was carried out in a laboratory in groups of five-seven participants at a time. Overall, participation in a study took about 40 minutes.

2. Results

Preliminary analyses. In total, 50 measures were assessed, and these can be grouped into the following four categories: 1) Implicit and explicit attitudes toward three evaluative dimensions across six

³⁸ Note: identical pictures of political parties' emblems and chairmen were used as stimuli in the questionnaire and all ST-IATs.

political parties; 2) Overall implicit and explicit attitudes toward six political parties (averaged score across evaluative dimensions); 3) Vote choice; 4) Political sophistication.

Data acquired from the ST-IATs were prepared as follows. First of all, to calculate the ST-IAT d-scores, we used an improved scoring algorithm with a built-in error penalty, developed by Anthony Greenwald and colleagues.³⁹ Moreover, trials with response latencies below 300 milliseconds and above 5000 milliseconds were discarded from further analysis. It should also be noted that two participants who had made 20% or more errors in at least one of 12 combined blocks on any set of ST-IAT were omitted. The resulting d-score ranges from -2 to 2, providing information about the direction and strength of the implicit attitude toward political parties across a certain evaluative dimension.

Data on explicit attitudes were standardized by calculating z-scores. The score of political sophistication (range from 0 to 1) was derived by adding up scores of political interest and political knowledge, which were weighed equally before the calculation.

All participants, who had the intention to vote for a certain party or not to vote at all (n = 60), declared that they made the decision in accordance with their intentions on the election day. Therefore, the decided voters' intentions coincided with their actual decisions. Undecided voters (n = 29) indicated whether they voted for a certain party (48.27%) or did not vote at all (51.73%). The vast majority of young adults participating in this study chose to vote for the Liberal Movement and Homeland Union – Lithuanian Christian Democrats (see Figure No. 3). These results are only natural, as these right-wing parties appeal most to the young, educated, urban electorate. Therefore, further data analysis is restricted to these two parties.

³⁹ Greenwald A. G., Nosek B. A., Banaji M. R., "Understanding and Using the Implicit Association Test: I. An Improved Scoring Algorithm," *Journal of Personality and Social Psychology* 85 (2), 2003, pp. 197–216.

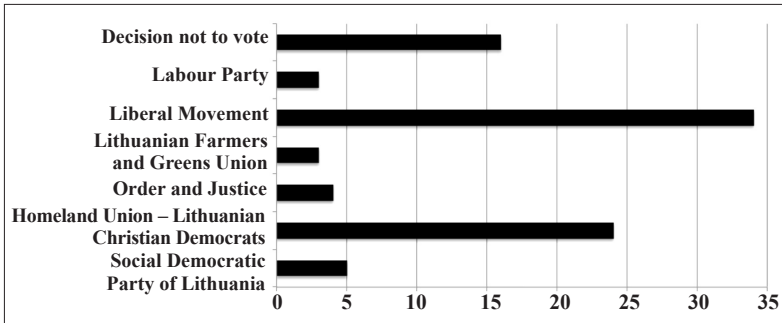


Figure No. 3. Number of participants who voted for a certain party or did not vote.

Explicit as well as implicit attitudes toward political parties overall across all three evaluative dimensions did not predict ($p > .05$) the intention of the young adults to vote in the 2016 Lithuanian parliamentary elections (see Appendices, Tables Nos. 1b and 1c).

2.1. Implicit and Explicit Measures and Voting Choice for the Liberal Movement

We begin our analysis by examining attitudes toward the Liberal Movement (LRLS). First of all, we tested whether attitudes toward the LRLS predict the decision to vote for this party (reference group: voters who decided to vote for other parties). As can be seen from Table No. 2, only positive explicit attitudes predicted decision to vote for LRLS. This effect was evident in both conditions, i.e., taking explicit attitudes individually as well as controlling for implicit attitudes. An additional analysis showed that these effects remained the same even when controlling for political sophistication and interaction between explicit attitudes and political sophistication. Moreover, the effect of interaction between explicit attitudes and political sophistication was not statistically significant (see Appendices, Table No. 2a).

Finally, we found that when all three evaluative dimensions (explicit attitudes related to competence, honesty and leadership) were taken as separate variables, none of them predicted ($p > .05$) the decision to vote for this party.

Table No. 2. Results of multinomial logistic regression: prediction of voting choice for the Liberal Movement (reference group: voters who decided to vote for other parties).

Regressors	B	SE _B	Wald	p value	Exp(B)
Explicit attitudes toward LRLS					
Expl_overall	.999	.358	7.767	.005	2.716
Intercept	-.244	.257	.904	.342	
Nagelkerke's R² = .186					
Expl_Competence	1.148	.768	2.238	.135	3.153
Expl_Honesty	-.317	.741	.183	.669	.728
Expl_Leadership	.835	.736	1.287	.257	2.305
Intercept	-.437	.319	1.882	.170	
Nagelkerke's R² = .219					
Implicit attitudes toward LRLS					
Impl_overall	1.385	1.152	1.444	.229	3.993
Intercept	-.317	.295	1.153	.283	
Nagelkerke's R² = .083					
Impl_Competence	1.148	.768	2.238	.135	3.153
Impl_Honesty	-.317	.741	.183	.669	.728
Impl_Leadership	.835	.736	1.287	.257	2.305
Intercept	-.437	.319	1.882	.170	
Nagelkerke's R² = .115					
Explicit and implicit attitudes combined					
Expl_overall	.942	.367	6.575	.010	2.566
Impl_overall	.481	1.217	.156	.693	1.617
Intercept	-.307	.305	1.012	.314	
Nagelkerke's R² = .218					

We continue our analysis by examining whether attitudes toward LRLS predict the decision to vote for this party (reference group: voters who decided not to vote). As can be seen from Table No. 3, positive explicit attitudes predicted the decision to vote for LRLS. This effect was evident in both conditions, i.e., taking explicit attitudes individually as well as controlling for implicit attitudes. An additional analysis showed that these effects remained the same even

Table No. 3. Results of multinomial logistic regression: prediction of voting choice for the Liberal Movement (reference group: non-voters).

Regressors	B	SE _B	Wald	p value	Exp(B)
Explicit attitudes toward LRLS					
Expl_overall	1.532	.455	11.363	.001	11.280
Intercept	.719	.341	4.446	.035	
Nagelkerke's R² = .186					
Expl_Competence	1.271	.503	6.399	.011	3.566
Expl_Honesty	.233	.380	.377	.539	1.263
Expl_Leadership	.014	.476	1.287	.977	1.014
Intercept	.758	.353	.001	.032	
Nagelkerke's R² = .219					
Implicit attitudes toward LRLS					
Impl_overall	3.564	1.453	6.013	.014	35.290
Intercept	.346	.338	1.051	.305	
Nagelkerke's R² = .083					
Impl_Competence	1.136	.936	1.474	.225	3.116
Impl_Honesty	.587	.927	.401	.527	1.799
Impl_Leadership	1.995	.930	4.604	.032	7.354
Intercept	.288	.370	.608	.436	
Nagelkerke's R² = .115					
Explicit and implicit attitudes combined					
Expl_overall	1.402	.471	8.868	.003	4.065
Impl_overall	2.513	1.533	2.689	.101	12.345
Intercept	.508	.370	1.883	.170	
Nagelkerke's R² = .218					

when controlling for political sophistication and interaction between explicit attitudes and political sophistication. Moreover, the effect of interaction between explicit attitudes and political sophistication *was not* statistically significant (see Appendices, Table No. 3a). Implicit attitudes also predicted decision to vote for the LRLS but only in a case of not controlling for explicit attitudes (see Table No. 3). An additional analysis showed that this effect disappeared when controlling for political sophistication and interaction between implicit attitudes and political sophistication (see Appendices, Table No. 3a).

Finally, a more detailed analysis across three evaluative attitudinal dimensions yielded interesting results: positive explicit attitudes toward the LRLS competence and positive implicit attitudes toward the LRLS leadership predicted the decision to vote for this party.

2.2. Implicit and Explicit Measures and Voting Choice for the Homeland Union – Lithuanian Christian Democrats

We continue our analysis by examining attitudes toward the Homeland Union – Lithuanian Christian Democrats (TS-LKD). First of all, we tested whether attitudes toward TS-LKD predict the decision to vote for this party (reference group: voters who decided to vote for other parties). As can be seen from Table No. 4, positive explicit attitudes predicted the decision to vote for the TS-LKD. This effect was evident in both conditions, i.e., taking explicit attitudes individually as well as controlling for implicit attitudes. An additional analysis showed that only the former effect remained the same when controlling for political sophistication and interaction between explicit attitudes and political sophistication. In this case, the effect of interaction between explicit attitudes and political sophistication *was not* statistically significant (see Appendices, Table No. 4a). Implicit attitudes also predicted the decision to vote for the TS-LKD, but only in a case of not controlling for explicit attitudes (see Table No. 4). An additional analysis showed that this effect disappeared when controlling for

political sophistication and interaction between implicit attitudes and political sophistication (see Appendices, Table No. 4a).

Table No. 4. Results of multinomial logistic regression: prediction of voting choice for the Homeland Union – Lithuanian Christian Democrats (reference group: voters who decided to vote for other parties).

Regressors	B	SE _B	Wald	p value	Exp(B)
Explicit attitudes toward TS-LKD					
Expl_overall	1.151	.416	7.644	.006	3.161
Intercept	-.978	.303	10.389	.001	
Nagelkerke's R² = .205					
Expl_Competence	-.013	.447	.001	.977	.987
Expl_Honesty	.887	.463	3.667	.056	2.429
Expl_Leadership	.237	.407	.340	.560	1.268
Intercept	-.996	.310	10.326	.001	
Nagelkerke's R² = .316					
Implicit attitudes toward TS-LKD					
Impl_overall	2.676	1.161	5.314	.021	14.532
Intercept	-1.025	.310	10.895	.001	
Nagelkerke's R² = .099					
Impl_Competence	2.239	.868	6.664	.010	9.389
Impl_Honesty	.403	.792	.259	.611	1.496
Impl_Leadership	.707	.789	.803	.370	2.029
Intercept	-1.344	.379	12.567	< .001	
Nagelkerke's R² = .204					
Explicit and implicit attitudes combined					
Expl_overall	.923	.438	4.441	.035	2.517
Impl_overall	1.543	1.227	1.580	.209	4.678
Intercept	-1.099	.322	11.626	.001	
Nagelkerke's R² = .224					

Finally, a more detailed analysis across three evaluative attitudinal dimensions yielded interesting results: positive explicit attitudes toward the competence of TS-LKD predicted the decision to vote for this party.

We continue our analysis by examining whether attitudes toward TS-LKD predict the decision to vote for this party (reference group: voters who decided not to vote). As can be seen from Table No. 5, positive explicit attitudes predicted the decision to vote for the TS-LKD. This effect was evident in both conditions, i.e., taking explicit attitudes individually as well as controlling for implicit atti-

Table No. 5. Results of multinomial logistic regression: prediction of the voting choice for the Homeland Union – Lithuanian Christian Democrats (reference group: non-voters).

Regressors	B	SE _B	Wald	p value	Exp(B)
Explicit attitudes toward TS-LKD					
Expl_overall	1.786	.495	13.003	< .001	5.965
Intercept	.241	.385	.391	.532	
Nagelkerke's R² = .205					
Expl_Competence	.725	.552	1.723	.189	2.064
Expl_Honesty	1.783	.615	8.406	.004	5.948
Expl_Leadership	-.703	.564	1.555	.212	.495
Intercept	.481	.434	1.227	.268	
Nagelkerke's R² = .316					
Implicit attitudes toward TS-LKD					
Impl_overall	3.463	1.457	5.650	.017	31.917
Intercept	-.009	.366	.001	.979	
Nagelkerke's R² = .099					
Impl_Competence	2.544	1.092	5.423	.020	12.727
Impl_Honesty	2.090	1.057	3.908	.048	8.088
Impl_Leadership	-.088	1.036	.007	.932	.916
Intercept	-.258	.437	.347	.556	
Nagelkerke's R² = .204					
Explicit and implicit attitudes combined					
Expl_overall	1.561	.515	9.196	.002	4.764
Impl_overall	1.606	1.623	.978	.323	4.981
Intercept	.118	.404	.085	.771	
Nagelkerke's R² = .224					

tudes. An additional analysis showed that these effects remained the same even when controlling for political sophistication and interaction between explicit attitudes and political sophistication. Moreover, the effect of interaction between explicit attitudes and political sophistication was statistically significant (see Appendices, Table No. 5a). The beta weight of the interaction variable is negative, indicating the increase of explicit attitudes' prognostic power on the decision to vote for the TS-LKD with decreasing political sophistication. Implicit attitudes also predicted the decision to vote for the TS-LKD but only in a case of not controlling for explicit attitudes (see Table No. 5). An additional analysis showed that this effect disappeared when controlling for political sophistication and interaction between explicit attitudes and political sophistication (see Appendices, Table No. 5a).

Finally, a more detailed analysis across three evaluative attitudinal dimensions yields interesting results: positive explicit attitudes toward the honesty of TS-LKD and positive implicit attitudes toward the competence and honesty of TS-LKD predicted the decision to vote for this party.

3. Discussion

The results of our study indicate that, when taken separately, explicit and implicit attitudes predict the decision to vote for both parties of interest. However, implicit attitudes cease to have their significant predictive importance once included in the same model with the explicit attitudes. These findings are consistent with already existing evidence, which suggests that explicit attitudes play a more important role in predicting voting behavior.⁴⁰ Additionally, a closer inspection of beta weights in Tables Nos. 1–4 reveals that the prognostic power of attitudes to vote for the parties of interest was higher when target

⁴⁰ Arcuri et al., 2008; Friese et al., 2012; Roccoato, Zogmaister, 2010.

groups were pitted against those who decided not to vote compared to those who decided to vote for other parties. Thus, even though we measured the party-specific attitudes, it is plausible that these attitudes may, at some small level, reflect the overall attitudes across all political parties. This presumption would need further testing by increasing the size of the sample, as it may allow for data collection on the attitudes toward all Lithuanian political parties.

Next, we hypothesized that implicit attitudes predict the voting choices of high and low sophisticates equally well. One would expect this hypothesis to be true, because implicit knowledge, as well as implicit attitudes, are treated as a product of intuitive information processing,⁴¹ while the scarce evidence in literature suggests that simple decision rules predict voting choice equally well for sophisticated and unsophisticated subjects.⁴² No bold conclusions can be drawn regarding this hypothesis, because implicit attitudes only predicted decision to vote for one party of interest, i.e., the TS-LKD. More importantly, when political sophistication and its interaction with implicit attitudes were included in the model, implicit attitudes no longer predicted the decision to vote for this party. Plausible explanations for these findings may be related to the measurement of political sophistication. For example, one of its aspects – political knowledge – was measured explicitly; thus, it can be speculated that low levels of explicit political knowledge signify intuition-dominating information acquisition, which fosters implicit knowledge and implicit attitudes toward political issues.

We also hypothesized that explicit attitudes predict voting choices of highly sophisticated subjects better compared to low sophisticates. This hypothesis is based on the fact that analytic information processing triggers explicit learning, thus forming explicit knowledge

⁴¹ Evans, 2008.

⁴² Taber, Steenbergen, 1995.

and explicit attitudes.⁴³ In addition, Taber and Steenbergen⁴⁴ findings suggests that the use of complex decision rules predict the voting choice of sophisticated subjects better compared to the choices of unsophisticated subjects. The results of the current study neither support nor go contrary to our expectations. Regarding the LRLS party, the inclusion of political sophistication and its interaction with explicit attitudes did not yield any additional significant effects. The same pattern is evident regarding the TS-LKD party (reference group: voters for other parties). Interestingly, we found that the inclusion of political sophistication and its interaction with explicit attitudes did have an additional negative effect comparing TS-LKD supporters and non-voters. The increase of explicit attitudes' prognostic power on the decision to vote for the TS-LKD with the decreasing political sophistication can be explained in terms of the override of intuition to the benefit of analytic information processing. Voting comes with a big responsibility; therefore, voting decisions ought to be made with extra care. This is even more true when considering young, inexperienced citizens, who presumably are more likely to become involved in rumination before making a final decision. Thus, rumination may interfere with intuitive processes, as it fosters analytical information processing.⁴⁵

Finally, our findings shed some light on attitude specificity regarding three different evaluative dimensions, i.e., competence, honesty and leadership. To the best of our knowledge, all studies in the field of political psychology⁴⁶ to date had measured implicit/explicit

⁴³ Gawronski, Bodenhausen, 2011.

⁴⁴ Taber, Steenbergen, 1995.

⁴⁵ Watkins E., Teasdale J. D., "Adaptive and Maladaptive Self-Focus in Depression," *Journal of Affective Disorders* 82 (1), 2004, pp. 1–8.

⁴⁶ Bluemke, Friese, 2008; Friese, Bluemke, Wänke, 2007; Friese et al., 2012; Raccuia L., "Single-Target Implicit Association Tests (ST-IAT) Predict Voting Behavior of Decided and Undecided Voters in Swiss Referendums," *PLoS One* 11 (10), 2016, e0163872.

attitudes as very general, dichotomous, positive-negative variables.⁴⁷ We succeeded in determining specific attitudes toward the parties of interest that had a predictive importance to voting for these parties. For example, positive explicit attitudes toward the competence of LRLS and positive implicit attitudes toward the leadership of LRLS predicted the decision to vote for this party (only when compared with voters who decided not to vote). These results may have strong implications for any future campaigns of the Liberal Movement, which should be directed toward the non-voting electorate by taking action in upholding the party's competence and leadership. Considering the Homeland Union – Lithuanian Christian Democrats, both positive explicit and implicit attitudes toward the party's honesty predicted the decision to vote for this party (also only when compared with voters who decided not to vote). Therefore, it can be presumed that those who decided to vote for the TS-LKD and those who decided to vote for any other parties share similar respective attitudes toward the TS-LKD. This premise is somewhat unorthodox, because it is known that the TS-LKD is viewed quite differently by its partisans and non-supporters (the latter tend to evaluate the party very negatively). A plausible explanation for this rests upon the concept of partisan loyalty – an *attitude* encompassing a devoted attachment to the political ideals, which is expected to grow with political experience. Ainė Ramonaitė and Rūta Žiliukaitė provide evidence that young (22–25 years old) voters have the lowest level of partisan loyalty (only 5%) compared to other age groups.⁴⁸ Even though the authors did not provide any information about level of partisan loyalty among young the TS-LKD electorate, it is very likely that the participants in our study were floating voters due to their young

⁴⁷ Attitudes are treated as phenomena having very general, dichotomous, positive-negative evaluation categories. Moreover, attitudes are measured using stimuli (e.g., words: love, poison, joy, stink), which has little to no semantic connection to politics.

⁴⁸ Ramonaitė A., Žiliukaitė R., “Explaining Partisan Loyalties in Lithuania,” *Lithuanian Political Science Yearbook* 1, 2008, pp. 11–31.

age. In that case, our findings might not represent the full picture of young voters' attitudes toward the TS-LKD due to the psychological principle of the susceptibility of the attitudes to change during the years of early adulthood.⁴⁹ Nevertheless, this explanation needs further confirmation by carrying out additional studies controlling for party loyalty. Finally, positive implicit attitudes toward the TS-LKD competence predicted the decision to vote for this party (compared with both voters who decided to vote for other parties and those who decided not to vote). Thus, the Homeland Union – Lithuanian Christian Democrats should reflect upon the possibility of directing their future campaigns in the following two directions: (1) toward the non-voting electorate by emphasizing the party's honesty and (2) toward all voters by upholding the party's competence. Taken together, these findings provide a meaningful framework for party image formation as well as its further research.

To conclude, the results of our study support the idea that voting behavior can be best predicted with the help of explicit rather than implicit attitudes toward political parties.

Limitations. We would like to comment on the two limitations of the present data. First, all data collection was carried out in the lab, which impeded the opportunity to recruit a larger and more politically diverse sample (there was only enough data for analyzing two political parties out of six that were included in the study). Further research should aim at recruiting participants on the internet, as it is also possible to administer the ST-IATs via the internet network. Second, in our ST-IATs, parties were represented by pictures and names of the most well-known party members. However, we only included the emblems of the political parties and the pictures of their members as representative information in a questionnaire to measure explicit attitudes. The inclusion of names of party members would have contributed to the better conceptual equivalence of the implicit and

⁴⁹ Krosnick, Alwin, 1989.

explicit measures. Finally, the results cannot be generalized neither to the Lithuanian population as a whole, nor to the young voters, as the sample is biased toward the young, educated, right-wing supporters. Nevertheless, it lay ground for the further experimental research in the field of electoral behavior in Lithuania.

LITERATURE AND REFERENCES

Arcuri L. et al., "Predicting the Vote: Implicit Attitudes as Predictors of the Future Behavior of Decided and Undecided Voters," *Political Psychology* 29 (3), 2008, pp. 369–387.

Besley T., "Political Selection," *Journal of Economic Perspectives* 19 (3), 2005, pp. 43–60.

Bluemke M., Friese M., "Reliability and Validity of the Single-Target IAT (ST-IAT): Assessing Automatic Affect Toward Multiple Attitude Objects," *European Journal of Social Psychology* 38 (6), 2008, pp. 977–997.

Bühlmann M., Freitag M., "Individual and Contextual Determinants of Electoral Participation," *Swiss Political Science Review* 12 (4), 2006, pp. 13–47.

Caselli F., Morelli M., "Bad Politicians," *Journal of Public Economics* 88, 2004, pp. 759–782.

Erisen C., Lodge M., Taber C. S., "Affective Contagion in Effortful Political Thinking," *Political Psychology* 35 (2), 2014, pp. 187–206.

Eurostat, „Voter turnout in national and EU parliamentary elections“, 2016, <<http://ec.europa.eu/eurostat/tgm/table.do?tab=table&plugin=1&language=en&pcode=tsdgo310>>, 2017 04 25.

Evans J. St. B. T., „Dual-Processing Accounts of Reasoning, Judgment, and Social Cognition," *Annual Review of Psychology* 59, 2008, pp. 255–278.

Evans J. St. B. T., Stanovich K. E., „Dual-Process Theories of Higher Cognition: Advancing the Debate," *Perspectives on Psychological Science* 8 (3), 2013, pp. 223–241.

Fiske S. T., Kinder D. R., Larter W. M., "The Novice and the Expert: Knowledge-Based Strategies in Political Cognition," *Journal of Experimental Social Psychology* 19 (4), 1983, pp. 381–400.

Friese M., Bluemke M., Wänke M., "Predicting Voting Behavior with Implicit Attitude Measures: The 2002 German Parliamentary Election," *Experimental Psychology* 54 (4), 2007, pp. 247–255.

Friese M. et al., "Do Implicit Attitudes Predict Actual Voting Behavior Particularly for Undecided Voters?," *PLoS ONE* 7 (8), 2012, e44130.

Galdi S., Arcuri L., Gawronski B., "Automatic Mental Associations Predict Future Choices of Undecided Decision-Makers," *Science* 321 (5892), 2008, pp. 1100–1102.

Gawronski B., Bodenhausen G. V., "The Associative-Propositional Evaluation Model: Theory, Evidence, and Open Questions," Zanna M. P., Olson J. M. (eds.), *Advances in Experimental Social Psychology*, San Diego, CA: Academic Press, 2011, pp. 59–125.

Gawronski B., De Houwer J., "Implicit Measures in Social and Personality Psychology," Reis H. T., Judd C. M. (eds.), *Handbook of Research Methods in Social and Personality Psychology*, New York: Cambridge University Press, 2014, pp. 283–310.

Glaser J., Finn C., "How and Why Implicit Attitudes Should Affect Voting," *PS: Political Science and Politics* 46 (3), 2013, pp. 537–544.

Greenwald A. G., Nosek B. A., Banaji M. R., "Understanding and Using the Implicit Association Test: I. An Improved Scoring Algorithm," *Journal of Personality and Social Psychology* 85 (2), 2003, pp. 197–216.

Greenwald A. G. et al., "Understanding and Using the Implicit Association Test: III. Meta-Analysis of Predictive Validity," *Journal of Personality and Social Psychology* 97 (1), 2009, pp. 17–41.

Kahneman D. A., "Perspective on Judgment and Choice, Mapping Bounded Rationality," *American Psychologist* 58 (9), 2003, pp. 697–720.

Karpinski A., Steinman R. B., Hilton J. L., "Attitude Importance as a Moderator of the Relationship between Implicit and Explicit Attitude Measures," *Personality and Social Psychology Bulletin* 31 (7), 2005, pp. 949–962.

Kavaliauskaitė J., „Asmenybės ar vertybės? Lietuvos partijų lyderiai rinkėjų akimis ir politikos personalizacijos ribos“, *Politologija* 1 (73), 2014, pp. 129–178.

Kavaliauskaitė J., „Simpatijų politiniams lyderiams galvosūkis: ar svarbios asmeninės politikų savybės?“, Ramonaitė A. (ed.), *Kaip renkasi Lietuvos rinkėjai? Idėjos, interesai ir įvaizdžiai politikoje*, Vilnius: Vilniaus universiteto leidykla, 2014, pp. 179–200.

Kim S., Taber C. S., Lodge M., "A Computational Model of the Citizen as Motivated Reasoner: Modeling the Dynamics of the 2000 Presidential Election," *Political Behavior* 32 (1), 2010, pp. 1–28.

Krosnick J. A., Alwin D. F., "Aging and Susceptibility to Attitude Change," *Journal of Personality and Social Psychology* 57, 1989, pp. 416–425.

Luskin R., "Measuring Political Sophistication," *American Journal of Political Science* 31 (4), 1987, pp. 856–899.

Luskin R., "Explaining Political Sophistication," *Political Behavior* 12 (4), 1990, pp. 331–361.

Nosek B. A., Greenwald A. G., Banaji M. R., "Understanding and Using the Implicit Association Test: II. Method Variables and Construct Validity," *Personality and Social Psychology Bulletin* 31 (2), 2005, pp. 166–180.

Petronytė I., „Ideologinės visuomenės politinių nuostatų mozaikos Lietuvoje“, *Politologija* 4 (72), 2013, pp.156–196.

Popa A. B. et al., "What is the Role of Perceived Leadership Capacity in Presidential Politics," *Journal of Leadership studies* 5 (3), 2011, pp. 25–39.

Raccuia L., "Single-Target Implicit Association Tests (ST-IAT) Predict Voting Behavior of Decided and Undecided Voters in Swiss Referendums," *PLoS One* 11 (10), 2016, e0163872.

Ramonaitė A., „Kas ilgisi sovietmečio? Ekonominio statuso, socialinės aplinkos ir vertybinių nuostatų įtaka sovietinei – antisovietinei skirčiai Lietuvoje“, *Sociologija: mintis ir veiksmas* 2 (33), 2013, pp. 265–285.

Ramonaitė A., „Ar Lietuvos rinkėjas prognozuojamas?“, Ramonaitė A. (ed.), *Kaip renkasi Lietuvos rinkėjai? Idėjos, interesai ir įvaizdžiai politikoje*, Vilnius: Vilniaus universiteto leidykla, 2014, pp. 261–278.

Ramonaitė A., Jastramskis M., „Vertybės ir įsitikinimų struktūros“, Ramonaitė A. (ed.), *Kaip renkasi Lietuvos rinkėjai? Idėjos, interesai ir įvaizdžiai politikoje*, Vilnius: Vilniaus universiteto leidykla, 2014, pp. 126–144.

Ramonaitė A., Žiliukaitė R., "Explaining Partisan Loyalties in Lithuania," *Lithuanian Political Science Yearbook 2008*, Vilnius: Institute of International Relations and Political Science, Vilnius University, pp. 11–31.

Richetin, J. et al., "The Moderator Role of Intuitive vs. Deliberative Decision Making for the Predictive Validity of Implicit and Explicit Measures," *European Journal of Personality* 21 (4), 2007, pp. 529–546.

Rydell R. J., McConnell A. R., "Understanding Implicit and Explicit Attitude Change: A Systems of Reasoning Analysis," *Journal of Personality and Social Psychology* 91 (6), 2006, pp. 995–1008.

Rydell R. J., McConnell A. R., Mackie D. M., Strain L. M., "Of Two Minds: Forming and Changing Valence Inconsistent Implicit and Explicit Attitudes," *Psychological Science* 17 (11), 2006, pp. 954–958.

Roccatò M., Zogmaister C., "Predicting the Vote through Implicit and Explicit Attitudes: A Field Research," *Political Psychology* 31 (2), 2010, pp. 249–274.

Neumann W. R., *The Paradox of Mass Politics: Knowledge and Opinion in the American Electorate*, London: Harvard University Press, 1986.

Nosek B. A., Greenwald A. G., Banaji M. R., "The Implicit Association Test at Age 7: A Methodological and Conceptual Review," Bargh J. A. (ed.), *Social Psychology and the Unconscious: The Automaticity of Higher Mental Processes*, New York: Psychology Press, 2006, pp. 265–292.

Shamir B., “Ideological Position, Leaders’ Charisma, and Voting Preferences: Personal vs. Partisan Elections,” *Political Behavior* 16 (2), 1994, pp. 265–287.

Strack F., Deutsch R., “Reflective and Impulsive Determinants of Social Behavior,” *Personality and Social Psychology Review* 8 (3), 2004, pp. 220–247.

Taber C. S., Steenbergen M. R., “Computational Experiments in Electoral Behavior,” Lodge M., McGraw K. M. (eds.), *Political Judgment: Structure and Process*, Ann Arbor: University of Michigan Press, 1995, pp. 141–178.

Watkins E., Teasdale J. D., “Adaptive and Maladaptive Self-Focus in Depression,” *Journal of Affective Disorders* 82 (1), 2004, pp. 1–8.

Wigboldus D. H. J., Holland R. W., van Knippenberg A., “Single Target Implicit Associations,” unpublished manuscript, 2004.

Wilson T. D., Lindsey S., Schooler T. Y., “A Model of Dual Attitudes,” *Psychological Review* 107 (1), 2000, pp. 101–126.

Zaller J. *The Nature and Origins of Mass Opinion*, Cambridge: Cambridge University Press, 1992.

Žiliukaitė R., „Kas Lietuvoje (ne)balsuoja? Dalyvavimo rinkimuose veiksniai“, Ramonaitė A. (ed.), *Kaip renkasi Lietuvos rinkėjai? Idėjos, interesai ir įvaizdžiai politikoje*, Vilnius: Vilniaus universiteto leidykla, 2014, pp. 65–88.

SANTRAUKA

2016 METŲ LIETUVOS RESPUBLIKOS SEIMO RINKIMAI: JAUNŲ SUAUGUSIŲJŲ IŠREIKŠTOS IR NEIŠREIKŠTOS NUOSTATOS DĖL POLITINIŲ PARTIJŲ

Straipsnyje tiriamos 18–24 metų rinkėjų dvilypės (išreikštos ir neišreikštos) nuostatos dėl Lietuvos politinių partijų kompetencijos, sąžiningumo ir lyderystės aspektais. Tyrimo tikslas – išsiaiškinti šių nuostatų prognostinę reikšmę numatant sprendimą balsuoti 2016 m. Lietuvos Respublikos Seimo rinkimuose. Siekdami išmatuoti tyrimo dalyvių išreikštas ir neišreikštas nuostatas, prašėme jų atitinkamai užpildyti specialiai šiam tyrimui parengtą anketą ir atlikti Neišreikštų asociacijų testą. Gana nedidelė dalyvių politinė įvairovė – dauguma rinkėjų nurodė balsuosią už Lietuvos Respublikos liberalų sąjūdį (LRLS) arba Tėvynės sąjungą-Lietuvos krikščionis demokratus (TS-LKD) – sudarė sąlygas išsamia duomenų analize atlikti tik šių dviejų partijų atžvilgiu.

Tyrimo rezultatai atskleidė, kad išreikštos rinkėjų nuostatos, palyginti su neišreikštomis, yra svarbesnės numatant sprendimą balsuoti 2016 m. Lietuvos Respublikos Seimo rinkimuose. Nustatėme, kad tiek teigiamos išreikštos, tiek teigiamos neišreikštos nuostatos dėl LRLS kompetencijos ir lyderystės prognozuoja rinkėjo

sprendimą balsuoti už šią partiją (lyginamoji grupė – nebalsavusieji). Be to, nustatėme, kad teigiamos išreikštos ir teigiamos neišreikštos nuostatos dėl TS-LKD sąžiningumo prognozuoja rinkėjo sprendimą balsuoti už šią partiją (lyginamoji grupė – nebalsavusieji). Galima pridurti, kad teigiamos neišreikštos nuostatos dėl TS-LKD kompetencijos taip pat prognozuoja šį sprendimą. Galiausiai, mūsų tyrimo rezultatai parodė, kad politinis išprusimas yra svarbus veiksnys, kuris, sąveikaudamas su išreikštomis nuostatomis, tam tikrais atvejais gali turėti įtakos rinkėjo apsisprendimo prognozei. Konkrečiai, nustatėme, kad kuo mažesnis rinkėjų politinis išprusimas, tuo didesnę prognostinę galią turi išreikštos nuostatos numatyti sprendimą balsuoti už TS-LKD (lyginamoji grupė – nebalsavusieji).

Raktiniai žodžiai: Lietuvos Respublikos Seimo rinkimai, Neišreikštų asociacijų testas, neišreikštos nuostatos, politinis išprusimas, sprendimų priėmimas.

APPENDICES

Appendix No. 1. Questionnaire for the measurement of political sophistication.

QUESTIONS THAT MEASURE POLITICAL INTEREST

1. Are you interested in political news that are reported on the TV?
2. Are you interested in political news that are reported on the radio?
3. Are you interested in political news that are reported on the internet?
4. Are you interested in political news that are reported in the press?

QUESTIONS THAT MEASURE POLITICAL KNOWLEDGE

1. Which member of the Seimas currently holds chairman position?
2. Which faction is currently the second largest in the number of its members?
3. How many members of the Seimas are elected in the nationwide constituency?
4. For what term are the members of the Seimas elected?
5. Which member of the Seimas currently holds the position of the Minister for National Defense?
6. What institution of the Republic of Lithuania is responsible for the preparation and implementation of the draft state budget?

Appendix No. 2. **Questionnaire for the measurement of the explicit attitudes.**

Please carefully review the information given below that represents six major Lithuanian political parties and evaluate them regarding to their **competence**, **honesty** and **leadership** on a 7-point scale (where 1 – *poor fit*; 4 – *average fit*; 7 – *excellent fit*).

THE SOCIAL DEMOCRATIC PARTY OF LITHUANIA

Party emblem *Picture of the chairman* *Name of first vice chairman*



ZIGMANTAS BALČYTIS

1.1. Party's **competence** to carry out duties in the Seimas

1 2 3 4 5 6 7

1.2. Party's **honesty**

1 2 3 4 5 6 7

1.3. Party's **leadership**

1 2 3 4 5 6 7

THE HOMELAND UNION – LITHUANIAN CHRISTIAN DEMOCRATS

Party emblem *Picture of the chairman* *Name of first vice chairman*



ANDRIUS KUBILIUS

2.1. Party's **competence** to carry out duties in the Seimas

1 2 3 4 5 6 7

2.2. Party's **honesty**

1 2 3 4 5 6 7

2.3. Party's **leadership**

1 2 3 4 5 6 7

THE PARTY ORDER AND JUSTICE

Party emblem



Picture of the chairman



Name of first vice chairman

PETRAS GRAŽULIS

3.1. Party's **competence** to carry out duties in the Seimas

1 2 3 4 5 6 7

3.2. Party's **honesty**

1 2 3 4 5 6 7

3.3. Party's **leadership**

1 2 3 4 5 6 7

THE LITHUANIAN FARMERS AND GREENS UNION

Party emblem



Picture of the chairman



Name of first vice chairman

SAULIUS SKVERNELIS

4.1. Party's **competence** to carry out duties in the Seimas

1 2 3 4 5 6 7

4.2. Party's **honesty**

1 2 3 4 5 6 7

4.3. Party's **leadership**

1 2 3 4 5 6 7

THE LIBERAL MOVEMENT OF THE REPUBLIC OF LITHUANIA

Party emblem



LIETUVOS RESPUBLIKOS
LIBERALŲ SAJŪDIS

Picture of the chairman



Name of first vice chairman

EUGENIJUS GENTVILAS

5.1. Party's **competence** to carry out duties in the Seimas

1 2 3 4 5 6 7

5.2. Party's **honesty**

1 2 3 4 5 6 7

5.3. Party's **leadership**

1 2 3 4 5 6 7

THE LABOR PARTY

Party emblem



Picture of the chairman



Name of first vice chairman

LORETA GRAUŽINIENĖ

6.1. Party's **competence** to carry out duties in the Seimas

1 2 3 4 5 6 7

6.2. Party's **honesty**

1 2 3 4 5 6 7

6.3. Party's **leadership**

1 2 3 4 5 6 7

Table No. 1a. **Evaluative words used in the ST-IATs.**

Category	Positive valence	Negative valence
Competence	Wise („išmintingas“), experienced („patyręs“), professional („profesionalus“).	Poor („prastas“), worthless („bevertis“), underqualified („nekvalifikuotas“).
Honesty	Fair („teisingas“), good („doras“), sincere („nuoširdus“).	Corrupt („korumpuotas“), liar („melagis“), unreliable („nepatikimas“).
Leadership	Determined („ryžtingas“), charismatic („charizmatiškas“), ambitious („ambicingas“).	Inactive („neveiklus“), haughty („išdidus“), angry („piktas“).

Table No. 1b. **Explicit measures. Results of logistic regression: prediction of decision to vote.**

Regressors	<i>B</i>	<i>SE_B</i>	Wald	p value	Exp(<i>B</i>)
Explicit_overall	.595	.45	1.747	.186	1.813
Constant	1.48	.278	28.364	< .001	4.391
Nagelkerke's R² = .032					
Explicit_competence	.496	.809	.377	.539	1.643
Explicit_honesty	1.158	.823	1.981	.159	3.183
Explicit_leadership	-1.138	.778	2.139	.144	.321
Constant	1.557	.294	28.035	< .001	4.745
Nagelkerke's R² = .092					

Table No. 1c. **Implicit measures. Results of logistic regression: prediction of decision to vote.**

Regressors	<i>B</i>	<i>SE_B</i>	Wald	p value	Exp(<i>B</i>)
Implicit_overall	1.170	2.054	.325	.569	3.223
Constant	1.499	.292	26.37	< .001	4.478
Nagelkerke's R² = .006					
Implicit_competence	-1.044	1.727	.366	.545	.352
Implicit_honesty	2.577	1.836	1.971	.160	13.163
Implicit_leadership	-.933	1.939	.231	.630	.394
Constant	1.637	.332	24.328	< .001	5.140
Nagelkerke's R² = .037					

Table No. 2a. Results of multinomial logistic regression. Prediction of voting choice for the LRLS: interaction with political sophistication (reference group: decision to vote for other parties).

Regressors	<i>B</i>	<i>SE_B</i>	Wald	p value	Exp(<i>B</i>)
Explicit attitudes toward the LRLS					
Expl_overall	2.246	.997	5.076	.024	9.452
Expl_overall x Sophistication	-2.699	1.990	1.839	.175	.067
Sophistication	-2.361	1.423	2.752	.097	.094
Intercept	.845	.715	1.398	.237	
Nagelkerke's R² = .345					
Explicit and implicit attitudes combined					
Impl_overall	.265	1.284	.043	.836	1.304
Expl_overall	2.165	.990	4.784	.029	8.712
Expl_overall x Sophistication	-2.608	1.964	1.763	.184	.074
Sophistication	-2.373	1.416	2.809	.094	.093
Intercept	.816	.738	1.224	.269	
Nagelkerke's R² = .377					

Table No. 3a. Results of multinomial logistic regression. Prediction of voting choice for the LRLS: interaction with political sophistication (reference group: non-voters).

Regressors	<i>B</i>	<i>SE_B</i>	Wald	p value	Exp(<i>B</i>)
Explicit attitudes toward the LRLS					
Expl_overall	3.021	1.083	7.787	.005	20.518
Expl_overall x Sophistication	-4.597	2.516	3.338	.068	.010
Sophistication	2.368	1.759	1.812	.178	10.674
Intercept	-.163	.750	.047	.828	
Nagelkerke's R² = .345					
Implicit attitudes toward the LRLS					
Impl_overall	5.133	3.761	1.863	.172	169.568
Impl_overall x Sophistication	-3.972	9.474	.176	.675	.019

Sophistication	2.733	1.873	2.129	.145	15.376
Intercept	-.614	.750	.668	.414	
Nagelkerke's R² = .231					
Explicit and implicit attitudes combined					
Impl_overall	2.799	1.615	3.002	.083	16.422
Expl_overall	2.928	1.101	7.079	.008	18.693
Expl_overall x Sophistication	-4.984	2.596	3.685	.055	.007
Sophistication	2.527	1.822	1.924	.165	12.518
Intercept	-.433	.787	.302	.582	
Nagelkerke's R² = .377					

Table No. 4a. **Results of multinomial logistic regression. Prediction of voting choice for the TS-LKD: interaction with political sophistication (reference group: decision to vote for other parties).**

Regressors	<i>B</i>	<i>SE_B</i>	Wald	p value	Exp(<i>B</i>)
Explicit attitudes toward the TS-LKD					
Expl_overall	2.850	1.455	3.836	.049	17.286
Expl_overall x Sophistication	-3.306	2.754	1.441	.230	.037
Sophistication	3.397	1.682	4.077	.043	29.885
Intercept	-2.661	.947	7.901	.005	
Nagelkerke's R² = .331					
Implicit attitudes toward the TS-LKD					
Impl_overall	.896	3.076	.085	.771	2.450
Impl_overall x Sophistication	3.669	6.598	.309	.578	39.226
Sophistication	1.119	1.538	.530	.467	3.062
Intercept	-1.558	.728	4.574	.032	
Nagelkerke's R² = .181					
Explicit and implicit attitudes combined					
Impl_overall	1.163	1.288	.816	.366	3.201
Expl_overall	2.649	1.454	3.317	.069	14.139
Expl_overall x Sophistication	-3.254	2.729	1.421	.233	.039

Sophistication	3.089	1.702	3.293	.070	21.949
Intercept	-2.611	.944	7.655	.006	
Nagelkerke's R² = .339					

Table No. 5a. **Results of multinomial logistic regression. Prediction of voting choice for the TS-LKD: interaction with political sophistication (reference group: non-voter).**

Regressors	B	SE_B	Wald	p value	Exp(B)
Explicit attitudes toward the TS-LKD					
Expl_overall	4.761	1.705	7.796	.005	116.864
Expl_overall x Sophistication	-6.828	3.435	3.951	.047	.001
Sophistication	5.524	2.115	6.823	.009	250.512
Intercept	-2.170	1.067	4.139	.042	
Nagelkerke's R² = .331					
Implicit attitudes toward the TS-LKD					
Impl_overall	2.316	3.488	.441	.507	10.135
Impl_overall x Sophistication	.352	8.361	.002	.966	1.422
Sophistication	4.016	1.935	4.306	.038	55.460
Intercept	-1.528	.809	3.565	.059	
Nagelkerke's R² = .181					
Explicit and implicit attitudes combined					
Impl_overall	.835	1.734	.232	.630	2.305
Expl_overall	4.572	1.700	7.234	.007	96.698
Expl_overall x Sophistication	-6.733	3.415	3.887	.049	.001
Sophistication	5.295	2.151	6.059	.014	199.319
Intercept	-2.133	1.065	4.015	.045	
Nagelkerke's R² = .339					